



# User Manual

In this document please find all available commands that you can use within PalmaBot chatbot on Telegram with descriptions and workflows.

<b>Buttons</b>	<b>3</b>
coinPrice	4
commands	4
Trade	5
Signals	5
Upgrade	6
MyReferral	6
PalmaPRO	6
Demo	6
<b>Command Tree</b>	<b>7</b>
/commands	7
/Tools	7
/news	7
/coinPrice	7
/arbi	7
/LoCoins	7
/Signal	7
/diff	7
/abs	7
/signals	8
/Trade	8
Setup API	8
/buy	8
/sell	8
/transfer	8
/balace	8
/wallet	8

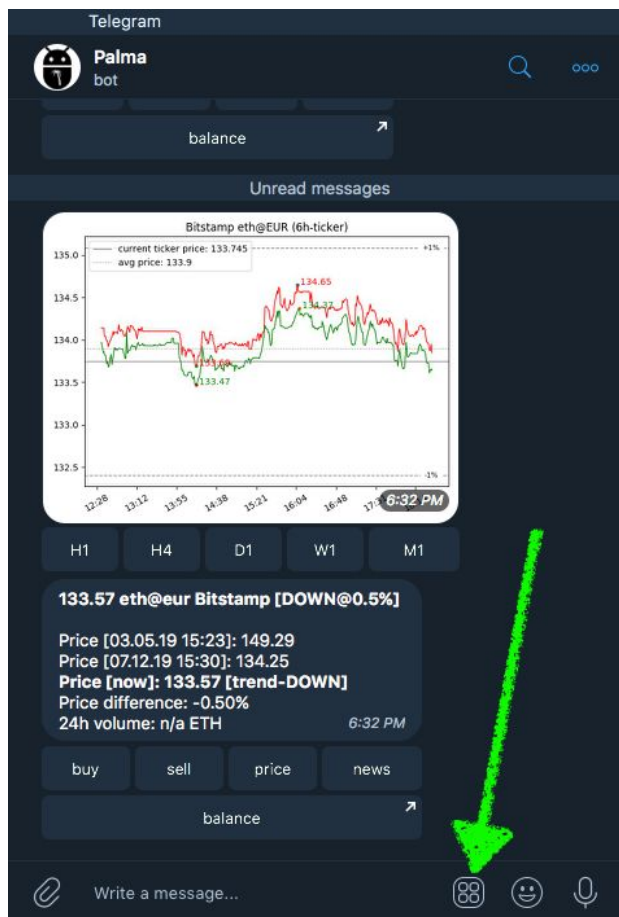


/orders	8
/portfolio	8
/PalmaPRO	8
/buy_tp_sl	8
/buy_tp_sl_trail	9
/pro	9
/proh	9
Hall of fame	9
Palma PRO cockpit	9
/Tutorials	9
/Freeze	9
/Demo	9
/Help	9
/aboutMe	9
FAQ	9
Tutorials	10
Settings	10
/exchanges	10
/coins	10
/markets	10
/upgrade	10
/myreferral	10



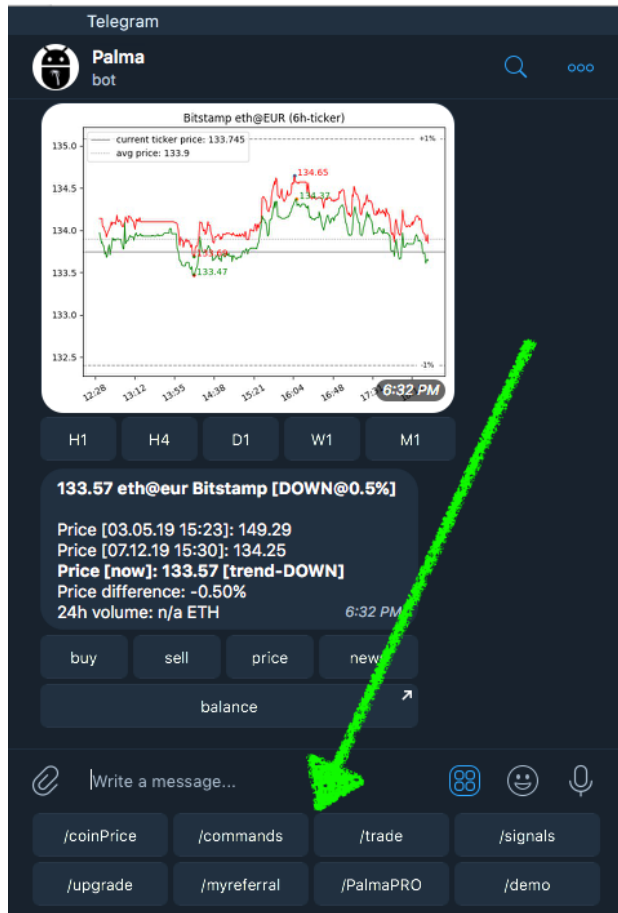
# Buttons

If you can't see the buttons below the conversation window, press this icon:





This will show you the buttons and you will see them like this:



## coinPrice

This button will let you check the live price chart by enabling you to choose which coin, market and exchange are you interested in.

## commands

This button will show you all available sections of all commands that are available to you within PalmaBot - see the tree structure of all command, go to next section "Command Tree".

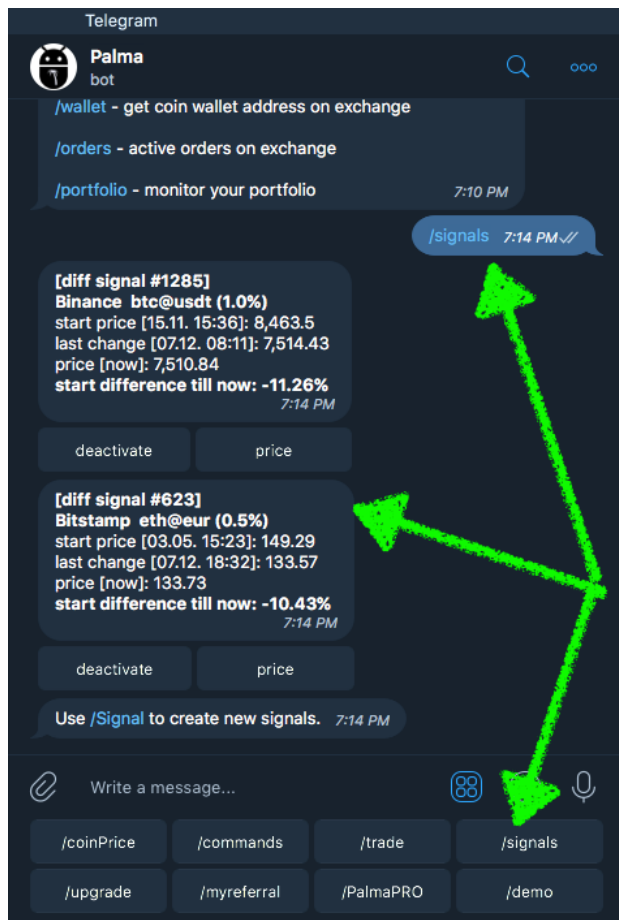


## Trade

This button will show you all the options you have within PalmaBot's trade executor - see the tree structure of all command, go to next section "Command Tree".

## Signals

The signals button will reply with sending you all the signals you have set, plus it will provide the /signal link which if you click will enable you to setup new signal (/diff or /abs) - see the tree structure of all command, go to next section "Command Tree".





## Upgrade

This button is here for your quick access to upgrade your account to any package you'd like. For more info on packages, use one of the following links:

- How to start.pdf (find it here: [palmabot.com/support](https://palmabot.com/support))
- Pricing: [palmabot.com/pricing](https://palmabot.com/pricing)

## MyReferral

Is here for your quick access to your referral code with which you can give a present to your friend and you both will receive 3.00 EUR worth PalmaBonus that you can use to purchase PalmaBot services and packages.

## PalmaPRO

This button will send you all the options for available advanced strategies that are enabled within your PRO package.

## Demo

Is the quick button to enable your FREE to use demo account with 1 fictional Bitcoin for

- Zero Risk learning
- Real time data
- Real life situations

More on how to use demo mode, see this link:

<https://palmabot.com/knowledgebase/demo/>



# Command Tree

## **/commands**

get the list of all command sections

- **/Tools**

Automate your digital assets world, access the most commonly used features

- **/news**

get last 3 google news that globally ranked among top 10 search results for a keyword You choose

- **/coinPrice**

check real time price chart for any of more than 2000 coins

- **/arbi**

check real time arbitrage opportunities for more then 20 exchanges (and counting)

- **/LoCoins**

exchange your digital assets directly to cash or vice versa in nearby shop

- **/Signal**

Ready, steady, go! Tailor your own real-time notifications.

- **/diff**

The diff signal will let you know as soon as a specified price change will happen - faster then you can see it on the exchange directly! Check more details here: [palmabot.com/diff](http://palmabot.com/diff)

- **/abs**

You want to know when current coin price meets a certain price?



- /signals  
List or deactivate created signals.
- /Trade  
Buy or sell coins or manage your portfolio.
  - Setup API  
access for your exchanges and execute trades.
  - /buy  
buy coins on any of 22 implemented exchanges
  - /sell  
sell coins on any of 22 implemented exchanges
  - /transfer  
from one exchange to another exchange
  - /balance  
check your balance on any of your exchange accounts
  - /wallet  
get coin wallet address on any exchange
  - /orders  
active orders on exchange
  - /portfolio  
monitor your portfolio
- /PalmaPRO  
Advanced trading strategies and features for PRO traders.
  - /buy\_tp\_sl  
buy coin, set fix stop loss and fix take profit





- /buy\_tp\_sl\_trail  
buy, set fix trailing stop loss and fix take profit
- /pro  
check active orders
- /proh  
check your history of PRO trading
- Hall of fame  
see top traders, only in demo mode
- Palma PRO cockpit  
a new perspective more appropriate for technical analysis
- /Tutorials  
Fast track to your digital assets success. Digital assets tutorials and more.
- /Freeze  
Use this command to block your PalmaBot account (in case your device is stolen, etc.)
- /Demo  
Trade on all exchanges with all features with fictional money - zero risk learning, real time data and real life situations.
- /Help  
Access my details and settings.
  - /aboutMe  
some facts about PalmaBot
  - FAQ  
You have a question? I might have an answer.



- Tutorials  
Check my video tutorials.
- Settings  
Access your local data storage to setup your exchange API keys and enable trading.
- /exchanges  
List of all supported exchanges.
- /coins  
List of all available markets.
- /markets  
List of all available markets.

## /upgrade

Upgrade to any package, pay with FIAT or more then 50 cryptocurrencies. See more about packages here: [palmabot.com/pricing](https://palmabot.com/pricing)

## /myreferral

Your quick access to your referral code with which you can give a present to your friend and you both will receive 3.00 EUR worth PalmaBonus that you can use to purchase PalmaBot services and packages.